

DC Reactor(Choke) 直流电抗器

直流电抗器
DC Reactor



Product Profile 产品简述

Reduce the current in DC circuit. Ensuring continuous current when inductance value reach to a certain degree. Reduce and prevent the rectifier bridge from damaging and capacitance overheating caused by pulse current. Improve power factor, reduce the AC pulse to the DC busbar, limit grid voltage transient.

直流电路中减少电流脉动，当电感量达到一定量时能保证电流连续不断流。改善电容滤波造成的输入电流波形畸变，减少和防止因冲击电流造成整流桥损坏和电容过热。提高功率因素，降低直流母线交流脉冲，限制电网电压的瞬变。

Product Features 产品特点

The inside insulation material is of high performance & high temperature resistant, combined with frameless process, the reactor's temperature heat-resisting ability is strong, and the class F or class H is optional. Reactor air gap adopts argon arc welding process, which has low noise, small magnetic flux leakage and stable inductance. Coiled with foil winding process, reactor has strong resistance of electric magnetic force, good presentation quality. Core with grain-oriented cold-rolled silicon steel sheets, making reactors have high reliability, small size, light weight and low cost.

电抗器高性能，高耐温的符合绝缘材料配合无骨架工艺，电抗器耐热等级高，F级和H级可选。电抗器采用氩弧焊接工艺，噪音低，漏磁小，电感稳定。线圈采用箔绕工艺，耐磁力强，工艺整洁，外观漂亮。铁芯采用优质低损耗冷轧硅钢片，使电抗器可靠性高，体积小，重量轻，价格便宜。

Product Parameters 产品参数

Voltage Range	DC 500V-1000V
Dielectric Strength	Core-Winding, AC 3000V/50Hz/5mA, free of damage in 60s
Insulation Resistance	Core-Winding, DC 1000V, Resistance > 100M ohm
Reactor's noise	less than 65dB (to be measured at the point 1 meter away from the reactor horizontally)
Standard	GB 19212.1-2008 GB/T1094.6-2011

额定工作电压	DC 500V-1000V
抗电强度	铁芯-绕组 AC 3000V/50Hz/5mA, 60秒无飞弧击穿
绝缘电阻	铁芯-绕组 DC 1000V, 绝缘阻值 ≥ 100MΩ
电抗器噪音	<65dB (与电抗器水平距离点1米测试)
产品执行标准	GB 19212.1-2008 GB/T1094.6-2011

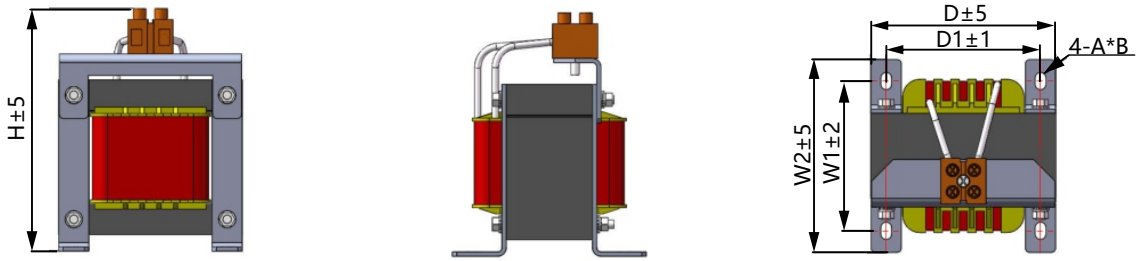


Fig. A

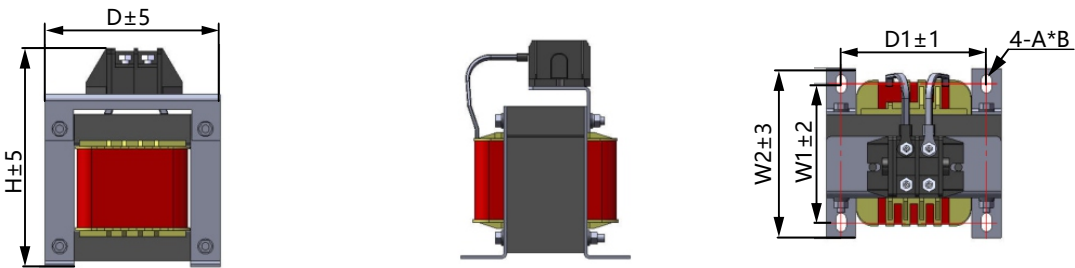


Fig. B

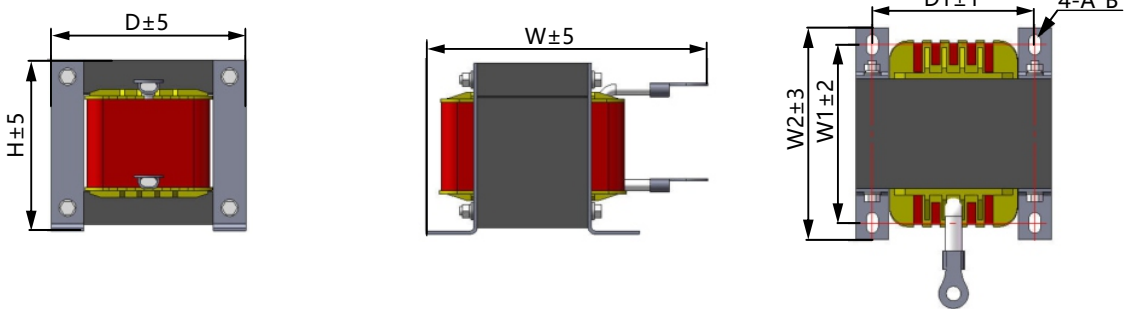


Fig. C

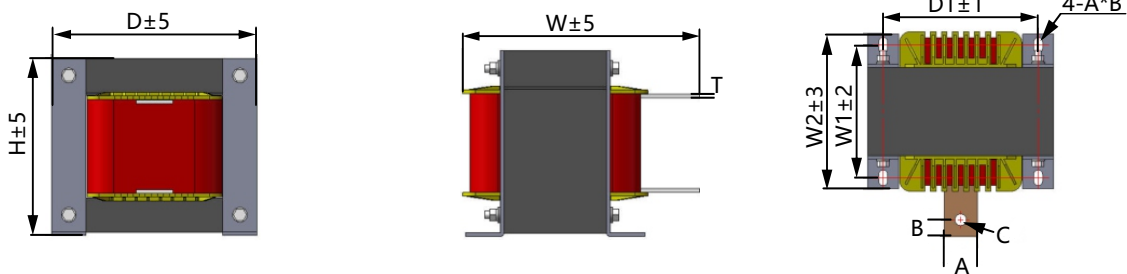


Fig. D

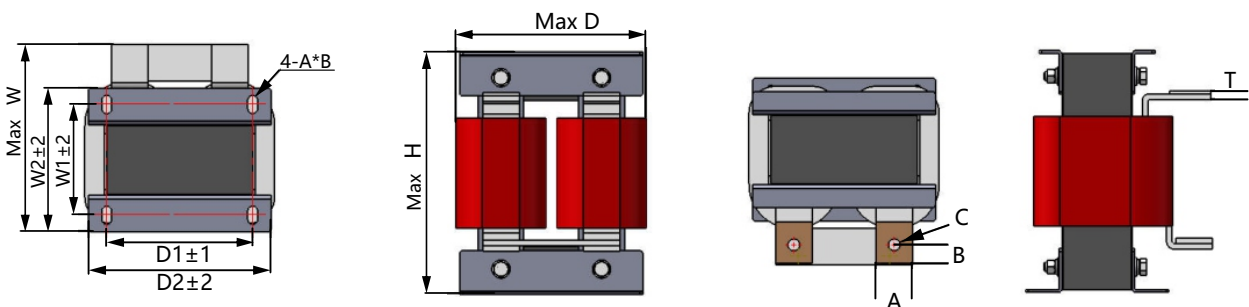


Fig. E

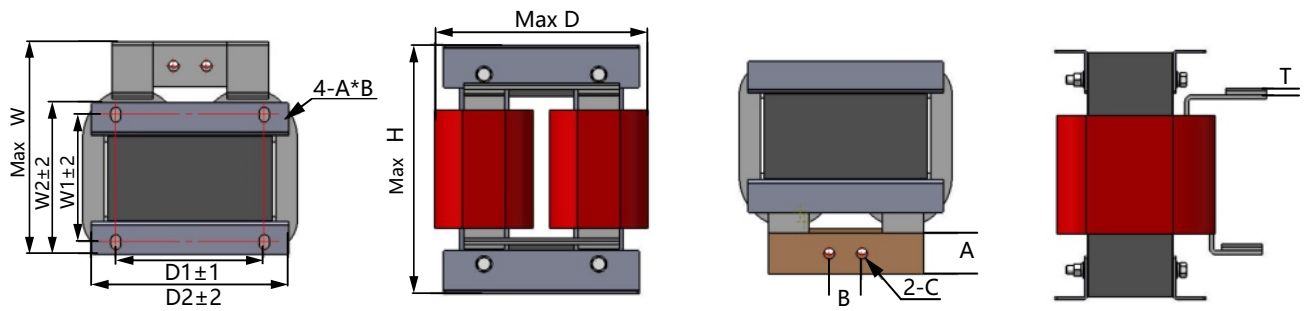


Fig. F

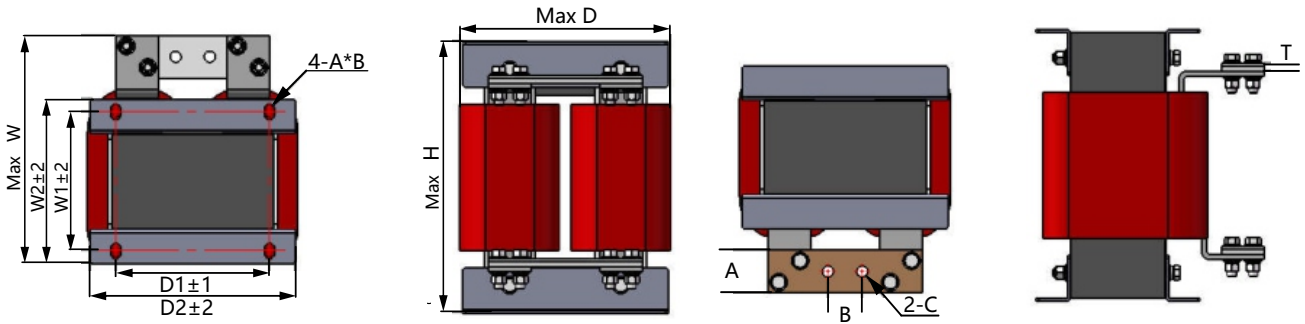


Fig. G

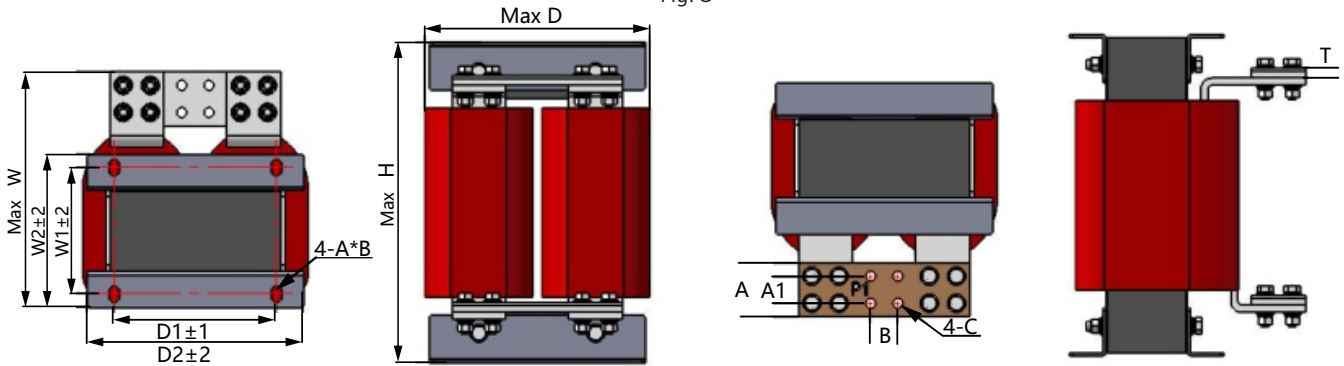


Fig. H

DC Choke Selection Table for 400V Inverter 400V级变频器直流电抗器选型表

Type 电抗器型号	Power 功率(Kw)	Current 电流(A)	Inductance Value 电感量(mH)	Picture NO. 图号	Dimension 尺寸(mm)							Connection		Weight 重量(Kg)	
					D	D1	D2	H	W	W1	W2	A*B	Terminal 端子		Cu flat 铜排
DCL-0003-AL/4	0.4/0.75	3	28	A	57	47.5	/	85	/	68	88	4.5*7	√		0.9
DCL-0006-AL/4	1.5/2.2	6	11	A	76	64	/	105	/	56	76	5x8	√		1.1
DCL-0012-AL/4	3.7/4.0	12	6.3	A	76	64	/	105	/	85	105	5x8	√		2.1
DCL-0023-AL/4	5.5/7.5	23	3.6	B	114	95	/	145	/	90	110	7x12	√		3.8
DCL-0033-AL/4	11/15	33	2	B	114	95	/	145	/	95	115	7x12	√		4
DCL-0040-AL/4	18.5	40	1.3	B	114	95	/	145	/	90	110	7x12	√		3.8
DCL-0050-AL/4	22	50	1.08	C	114	95	/	100	165	105	125	7x12	√		4.9
DCL-0065-AL/4	30	65	0.8	C	114	95	/	100	180	120	140	7x12	√		6
DCL-0078-AL/4	37	78	0.7	C	133	111	/	115	190	120	140	7x12	√		8
DCL-0095-AL/4	45	95	0.54	C	133	111	/	115	205	135	155	7x12	√		9.5
DCL-0115-AL/4	55	115	0.45	D	168	140	/	145	185	120	140	8x14		Φ11	11
DCL-0160-AL/4	75	160	0.36	D	168	140	/	145	205	140	160	8x14		Φ11	16
DCL-0180-AL/4	90	180	0.33	D	168	140	/	145	205	140	160	8x14		Φ11	16
DCL-0250-AB/4	110/132	250	0.26	E	210	160	200	265	210	120	156	11x20		Φ13	25
DCL-0340-AB/4	160	340	0.17	E	210	160	200	265	210	120	156	11x20		Φ13	25
DCL-0460-AB/4	185/220	460	0.09	E	210	160	200	265	210	120	156	11x20		Φ13	25
DCL-0650-AB/4	250/315	650	0.072	E	220	160	200	315	265	140	176	11x20		Φ13	37
DCL-1000-AB/4	380/400	1000	0.046	F	265	180	240	310	265	155	185	12x18		Φ13	47
DCL-1250-AB/4	500	1250	0.022	G	260	180	240	325	275	162	192	12x20		Φ13	51
DCL-1500-AB/4	630	1500	0.016	H	260	180	240	360	270	140	170	12x20		Φ11	52
DCL-1800-AB/4	720	1800	0.012	H	260	180	240	360	270	140	170	12x20		Φ11	52